

At Follett, we strive to reflect the campus, students, and communities we serve. As a Follett store team member, your appearance is a reflection of the Follett brand and the campus you serve. At the same time, we want to build a brand where self-expression, empowerment, diversity and inclusion are encouraged. If you have any additional attire questions, work with your manager.

See the [Store Dress Code Policy](#) in Ask HR for additional details.

 Indicates food service specific directives.

JEWELRY

Bling, bling, and bling.


Rings, watches, bracelets or wristbands are allowed. A simple necklace can be worn under your clothes.

 For food/café locations, rings, watches, bracelets, or wristbands are not allowed.

HAIR

Your mane event.


Keep it neat & well-maintained.

 Pull long hair back with clips, hair ties, or bands.

HATS

To top it off.

Working outside? Protect yourself against the sun or cold. Wear head gear, scarves or gloves, appropriate to your role. Ideally, wear a hat bearing the school's name/logo for competitive events or occasions specified by store leadership.

 If a hat is required by state or local laws, wear one with your campus or school logo.

TIES OR SCARVES

Pick a color, any color.

Want to accessorize with a small scarf, necktie, or even a bowtie? Prints and patterns with campus/school colors, emblems, or mascots are encouraged.


NAME BADGES / LANYARDS

Who?

Always wear your name badge or lanyard. It tells our customers who you are and creates a friendly environment.

APRON

It's all about the first im-PRESS-ion.

 If you work in a food area or café, keep your apron looking neat and clean. This means no holes, tears, or stains. Start your shift clean and wrinkle-free. When you're on a break or taking out trash, take it off.

PIERCINGS

Less is more.

Keep earrings small or moderately-sized and no more than two per ear. Yes to ear gauges, ideally no bigger than 10mm and a small nose stud is allowed. No other visible pierced jewelry or body adornments are allowed.




SHIRTS

Tuck, tuck...goose!

Solid, school logo, and/or Follett logo t-shirts, collared shirts are the way to go. Tucked is the preference, but if you go untucked it has to be long enough to cover your midsection (even when you reach or bend) and must be no longer than your back pockets. Show campus/school pride, wear emblematic shirts!

FINGERNAILS

Au Natural

 Keep your nails clean and short to medium-length. No nail polish. This includes no-chip, because it can chip off and fall into food and beverages.

PANTS AND SKIRTS

Don't be a slacker.

The bottom half of your outfit can be jeans, khakis/slacks, capris, shorts or skirts. If you choose a skirt or shorts, length should be no more than four inches above the knee.

SHOES

Be kind to your feet.

Always wear closed-toe, tennis or athletic shoes. We suggest slip-resistant shoes to avoid falls.

TATTOOS

Yes!

We want to focus on you, not your body art. Treat tattoos as you treat speech—you can't swear, make hateful comments, or lewd jokes in the workplace, neither can your tattoos.

IN CASE YOU WERE WONDERING... No leggings, yoga pants, sweat pants, open-toed shoes, sandals, or clogs.